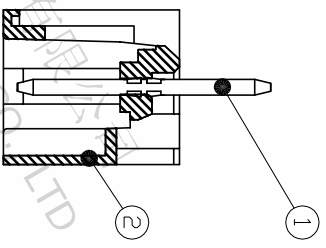
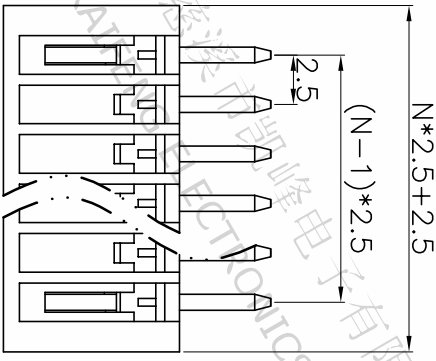
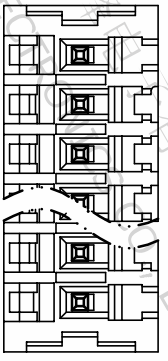


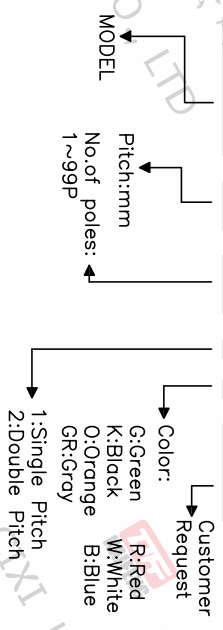
REV.	DESCRIPTION	DATE	DRAFTER	APPROVER
A1	DWG.REL	2020.06.04	DENG	JIN



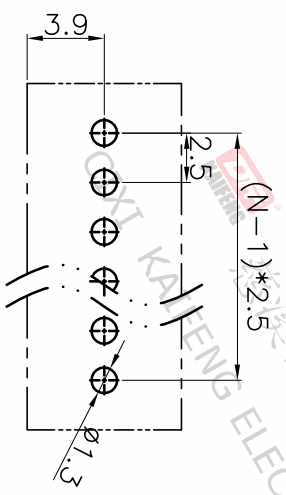
- Material
 - ①Pin header: Copper alloy, Tin plated
 - ②Housing: PA66, UL94V-0
- Electrical
 - UL IEC
 - Rated Voltage: 300V 160V
 - Rated Current: 5A 6A
 - Contact Resistance: 20mΩ
 - Insulation Resistance: 500MΩ/DC500V
 - Withstanding Voltage: AC1500V/1Min
- Mechanical
 - Temperature Range: -30℃~+105℃
 - MAX Soldering: +250℃,(5 Seconds)
- RoHS compliance

HOW TO ORDER

KF425-V-2.5-XXP-1 X-XXXXX



P.C.B.LAYOUT



Pitch range	Nominal dimension range	PROJECTION
>0	>30	0.1/10
~6	~60	≤
~10	~100	±2'
~24	~150	
±0.15	±0.30	
±0.20	±0.30	
±0.30	±0.50	
±0.70	±1.00	
±1.30	±1.30	

DRAWING TYPE	CUSTOMER DRAWING
SCALE	1:1
SHEET	1 OF 1
DRAWING NO.	W16000022

PROJECTION	UNIT	TITLE
mm	A4	KF425-V-2.5-XXP-1X
SHEET SIZE	A4	SERIES KF425

DF 慈溪市凯峰电子有限公司
 CIXI KAIFENG ELECTRONICS CO.,LTD